

Cooperative Research Farms

Six 2 and 3 year old fillies were used in this study to evaluate the effects of the physical form and starch level of the concentrate on weight gain, glucose and insulin levels and response to exercise in young horses.

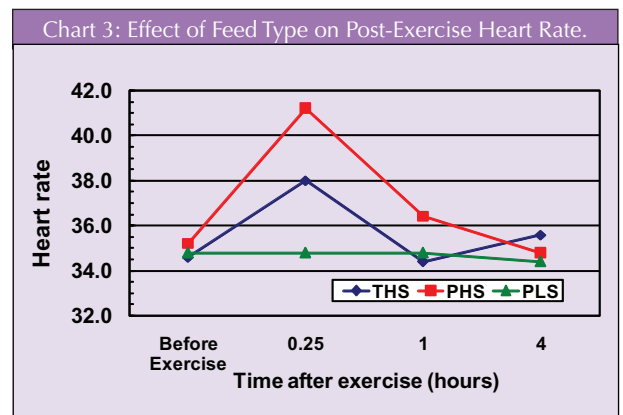
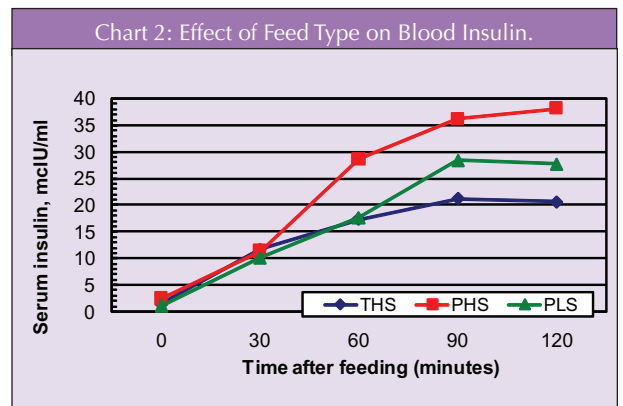
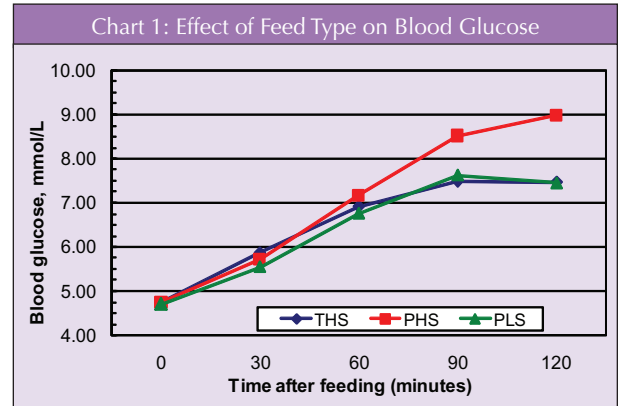
Horses were fed one of three concentrate feeds, 1) a high-starch (37.2%) textured, sweet feed (THS); 2) a high-starch (36.3%) pelleted concentrate (PHS) and 3) a low-starch (21.3%) pelleted concentrate (PLS) and timothy hay.

All diets were able to adequately maintain the horse's body weight during the trial. Charts 1 and 2 show horses consuming the low-starch pelleted concentrate tended to have lower glucose and insulin concentrations after feeding compared to the high starch pelleted concentrate. Horses consuming the high-starch textured concentrate versus the high-starch pellet tended to have decreased glucose and insulin concentrations after feeding. Thus, both starch level and form of the feed tended to affect glucose and insulin concentrations.

Heart rate (Chart 3) was still elevated 15 minutes after the end of exercise when horses received either high-starch concentrate, but was not when they received the low-starch concentrate. These results suggest that horses recovered from exercise more quickly when the low-starch diet was fed. An improvement in post-exercise heart rates for horses on the low starch diet may be due to a calmer disposition and a lower activity rate.

What Does This Mean to Horse Owners?

Providing a lower starch feed resulted in lower blood glucose and insulin levels after feeding and allowed the horse to recover more quickly after exercise, which may be due to calmer behavior and less activity. This could result in better long-term health and performance for your horse. Cooperative Research Farms members are actively involved in equine nutrition research to find safer and more effective products for your horse.



Benefit from a large scale partnership

Research of the magnitude needed to be statistically valid is inherently expensive. So it's smart for feed manufacturers to join forces and share expenses.

It's also smart to buy from these cost-savvy feed producers. Because when we're watching out for our dollars, we're watching out for yours too.

By spreading the expense of research over the millions of tons of feed supplied by our members, CRF can keep the cost of research to only pennies per ton of feed.

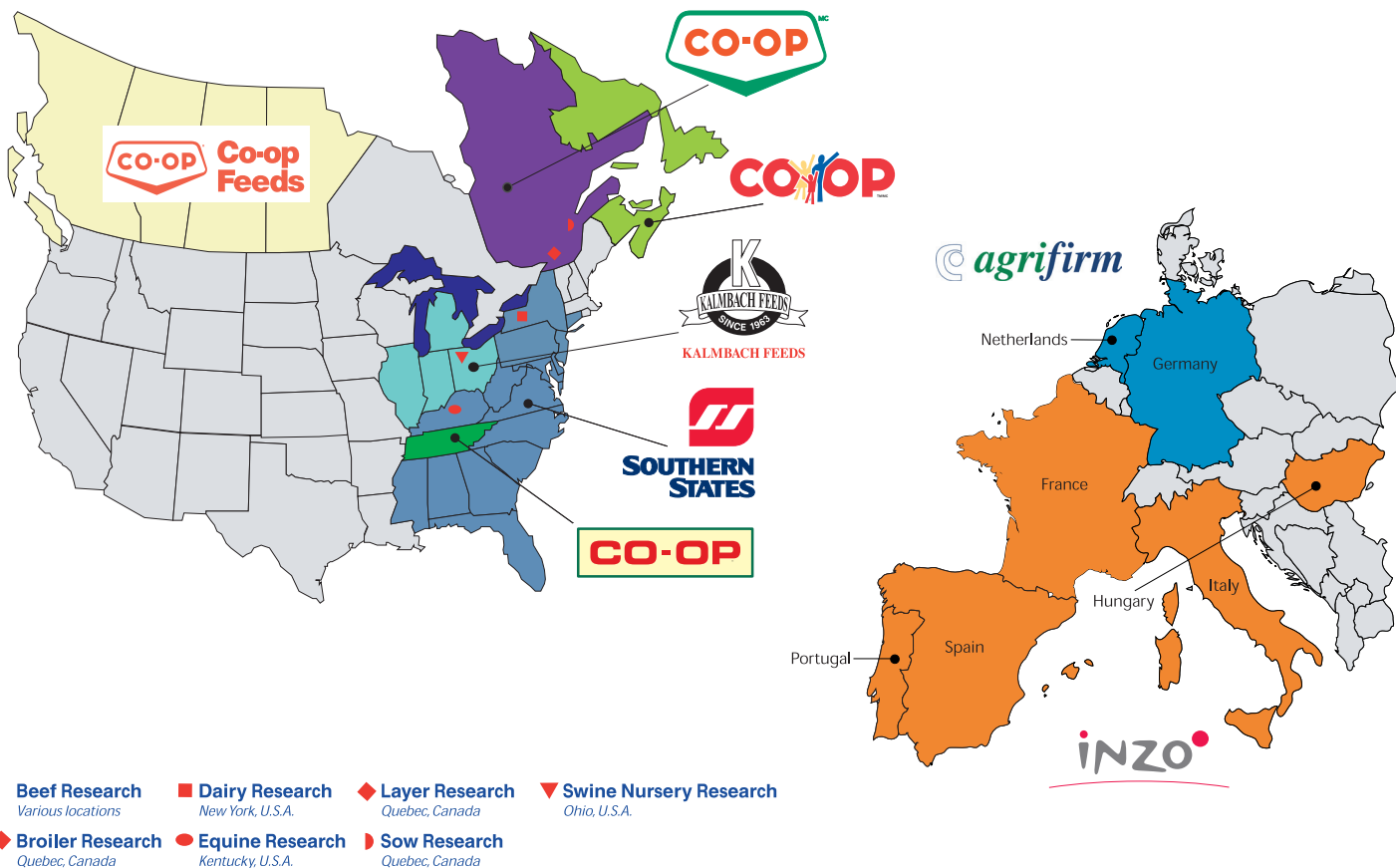
Through innovative partnerships and cost sharing, CRF is able to turn its collective knowledge into profits and increased productivity for its members for over 50 years.

This partnership enables CRF members to be the first with an array of patented techniques and products design to make farming more profitable to you.



A Large Scale Partnership

Providing Innovative, Proven Animal Nutrition Research.





Cooperative Research Farms

Six 2 and 3 year old fillies were used in this study to evaluate the effects of the physical form and starch level of the concentrate on weight gain, glucose and insulin levels and response to exercise in young horses.

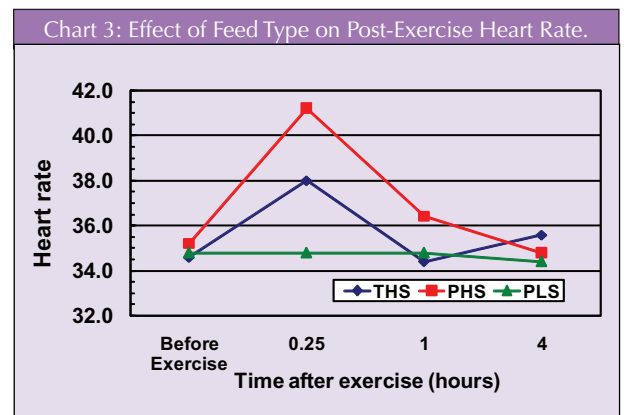
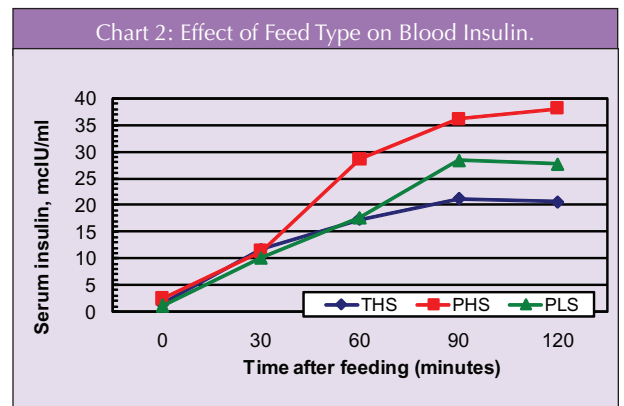
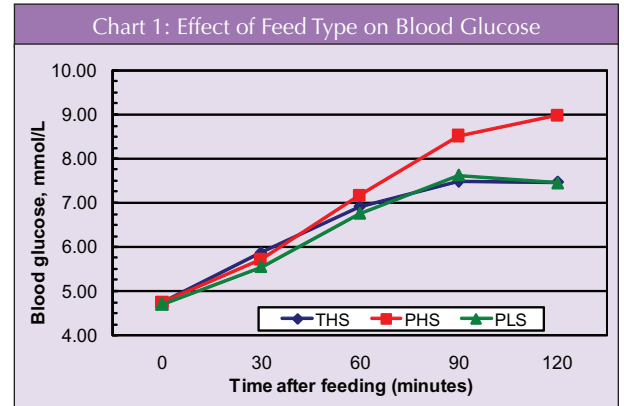
Horses were fed one of three concentrate feeds, 1) a high-starch (37.2%) textured, sweet feed (THS); 2) a high-starch (36.3%) pelleted concentrate (PHS) and 3) a low-starch (21.3%) pelleted concentrate (PLS) and timothy hay.

All diets were able to adequately maintain the horse's body weight during the trial. Charts 1 and 2 show horses consuming the low-starch pelleted concentrate tended to have lower glucose and insulin concentrations after feeding compared to the high starch pelleted concentrate. Horses consuming the high-starch textured concentrate versus the high-starch pellet tended to have decreased glucose and insulin concentrations after feeding. Thus, both starch level and form of the feed tended to affect glucose and insulin concentrations.

Heart rate (Chart 3) was still elevated 15 minutes after the end of exercise when horses received either high-starch concentrate, but was not when they received the low-starch concentrate. These results suggest that horses recovered from exercise more quickly when the low-starch diet was fed. An improvement in post-exercise heart rates for horses on the low starch diet may be due to a calmer disposition and a lower activity rate.

What Does This Mean to Horse Owners?

Providing a lower starch feed resulted in lower blood glucose and insulin levels after feeding and allowed the horse to recover more quickly after exercise, which may be due to calmer behavior and less activity. This could result in better long-term health and performance for your horse. Cooperative Research Farms members are actively involved in equine nutrition research to find safer and more effective products for your horse.



Benefit from a large scale partnership

Research of the magnitude needed to be statistically valid is inherently expensive. So it's smart for feed manufacturers to join forces and share expenses.

It's also smart to buy from these cost-savvy feed producers. Because when we're watching out for our dollars, we're watching out for yours too.

By spreading the expense of research over the millions of tons of feed supplied by our members, CRF can keep the cost of research to only pennies per ton of feed.

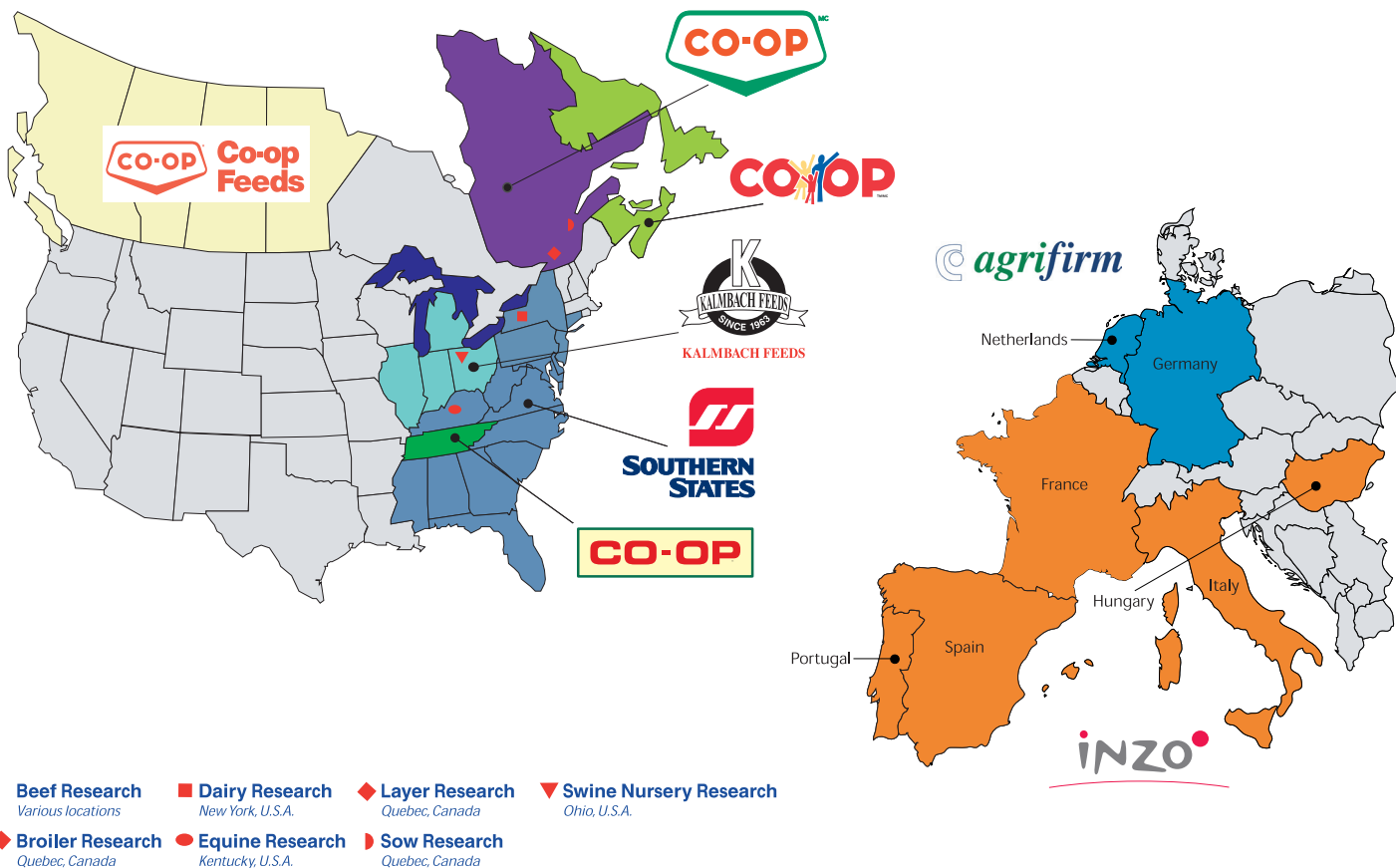
Through innovative partnerships and cost sharing, CRF is able to turn its collective knowledge into profits and increased productivity for its members for over 50 years.


This partnership enables CRF members to be the first with an array of patented techniques and products design to make farming more profitable to you.



A Large Scale Partnership

Providing Innovative, Proven Animal Nutrition Research.





Cooperative Research Farms

Six 2 and 3 year old fillies were used in this study to evaluate the effects of the physical form and starch level of the concentrate on weight gain, glucose and insulin levels and response to exercise in young horses.

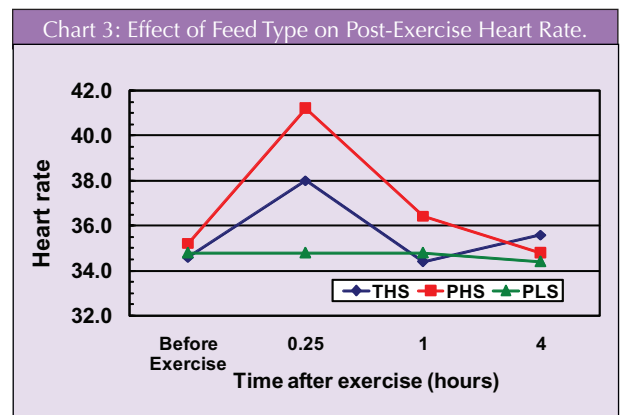
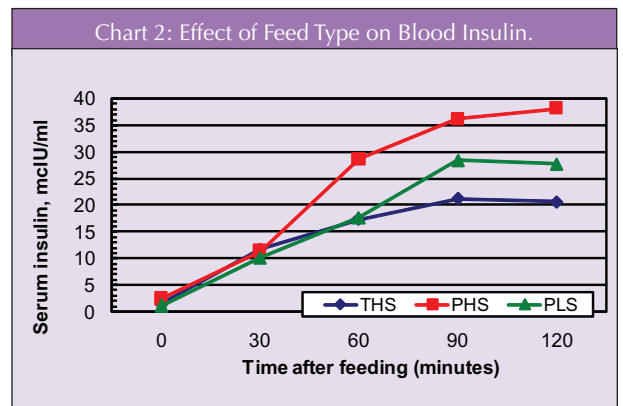
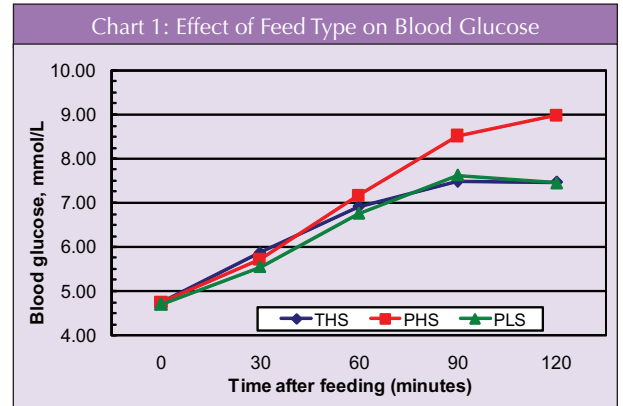
Horses were fed one of three concentrate feeds, 1) a high-starch (37.2%) textured, sweet feed (THS); 2) a high-starch (36.3%) pelleted concentrate (PHS) and 3) a low-starch (21.3%) pelleted concentrate (PLS) and timothy hay.

All diets were able to adequately maintain the horse's body weight during the trial. Charts 1 and 2 show horses consuming the low-starch pelleted concentrate tended to have lower glucose and insulin concentrations after feeding compared to the high starch pelleted concentrate. Horses consuming the high-starch textured concentrate versus the high-starch pellet tended to have decreased glucose and insulin concentrations after feeding. Thus, both starch level and form of the feed tended to affect glucose and insulin concentrations.

Heart rate (Chart 3) was still elevated 15 minutes after the end of exercise when horses received either high-starch concentrate, but was not when they received the low-starch concentrate. These results suggest that horses recovered from exercise more quickly when the low-starch diet was fed. An improvement in post-exercise heart rates for horses on the low starch diet may be due to a calmer disposition and a lower activity rate.

What Does This Mean to Horse Owners?

Providing a lower starch feed resulted in lower blood glucose and insulin levels after feeding and allowed the horse to recover more quickly after exercise, which may be due to calmer behavior and less activity. This could result in better long-term health and performance for your horse. Cooperative Research Farms members are actively involved in equine nutrition research to find safer and more effective products for your horse.



Benefit from a large scale partnership

Research of the magnitude needed to be statistically valid is inherently expensive. So it's smart for feed manufacturers to join forces and share expenses.

It's also smart to buy from these cost-savvy feed producers. Because when we're watching out for our dollars, we're watching out for yours too.

By spreading the expense of research over the millions of tons of feed supplied by our members, CRF can keep the cost of research to only pennies per ton of feed.

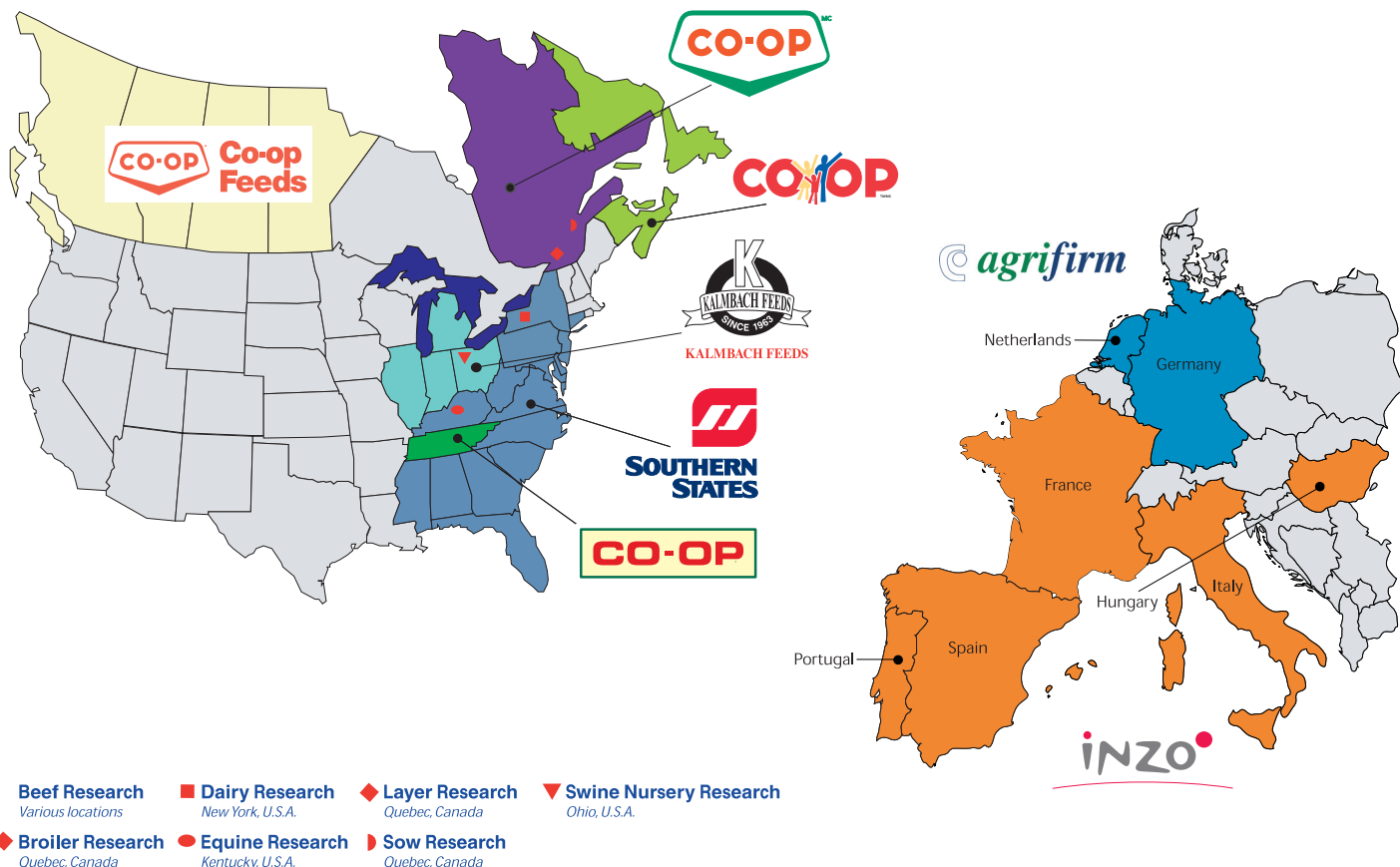
Through innovative partnerships and cost sharing, CRF is able to turn its collective knowledge into profits and increased productivity for its members for over 50 years.


This partnership enables CRF members to be the first with an array of patented techniques and products design to make farming more profitable to you.



A Large Scale Partnership

Providing Innovative, Proven Animal Nutrition Research.





Cooperative Research Farms

Evaluation of Pelleted versus Textured Diets on Performance in Exercising Horses

Six 2 and 3 year old fillies were used in this study to evaluate the effects of the physical form and starch level of the concentrate on weight gain, glucose and insulin levels and response to exercise in young horses.

Horses were fed one of three concentrate feeds, 1) a high-starch (37.2%) textured, sweet feed (THS); 2) a high-starch (36.3%) pelleted concentrate (PHS) and 3) a low- starch (21.3%) pelleted concentrate (PLS) and timothy hay.

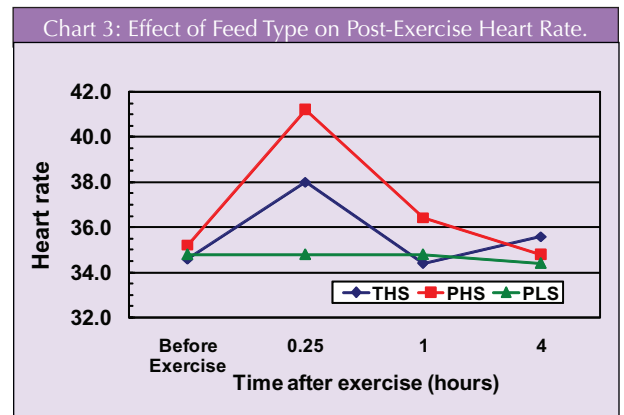
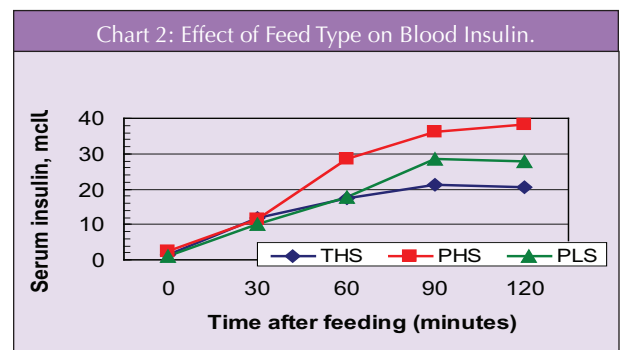
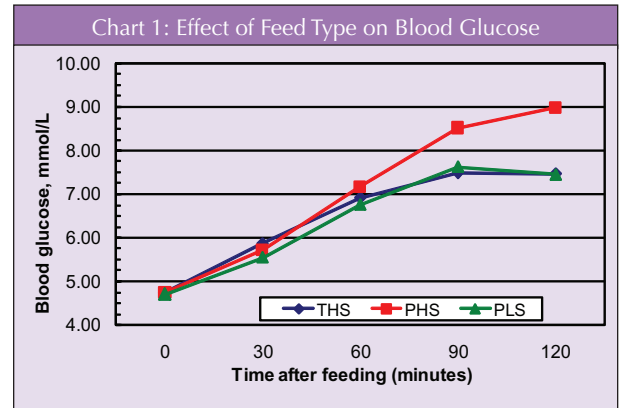
All diets were able to adequately maintain the horse's body weight during the trial. Charts 1 and 2 show horses consuming the low-starch pelleted concentrate tended to have lower glucose and insulin concentrations after feeding compared to the high starch pelleted concentrate. Horses consuming the high-starch textured concentrate versus the high-starch pellet tended to have decreased glucose and insulin concentrations after feeding. Thus, both starch level and form of the feed tended to affect glucose and insulin concentrations.

Heart rate (Chart 3) was still elevated 15 minutes after the end of exercise when horses received either high-starch concentrate, but was not when they received the low-starch concentrate. These results suggest that horses recovered from exercise more quickly when the low-starch diet was fed. An improvement in post-exercise heart rates for horses on the low starch diet may be due to a calmer disposition and a lower activity rate.

What Does This Mean to Horse Owners?

Providing a lower starch feed resulted in lower blood glucose and insulin levels after feeding and allowed the horse to recover more quickly after exercise, which may be due to calmer behavior and less activity. This could result in better long-term health and performance for your horse. Cooperative Research Farms members, including Kalmbach Feeds, Inc. and their Tribute line of horse feeds, are actively involved in equine nutrition research to find safer and more effective products for your horse.

Kalmbach's Tribute™ lineup has horse feeds similar to the low starch feeds used in this study. Tribute ESSENTIAL K™ is a low starch, low intake, nutrient-dense feed designed for all types of horses. Tribute KALM N EZ™ and Tribute MATURITY™ are also low starch and come in pelleted and textured versions. Please visit your local Kalmbach Tribute™ dealer or go to www.tributehorsefeeds.com to find more information about these feeds.



TRIBUTE®



Benefit from a large scale partnership

Research of the magnitude needed to be statistically valid is inherently expensive. So it's smart for feed manufacturers to join forces and share expenses.

It's also smart to buy from these cost-savvy feed producers. Because when we're watching out for our dollars, we're watching out for yours too.

By spreading the expense of research over the millions of tons of feed supplied by our members, CRF can keep the cost of research to only pennies per ton of feed.

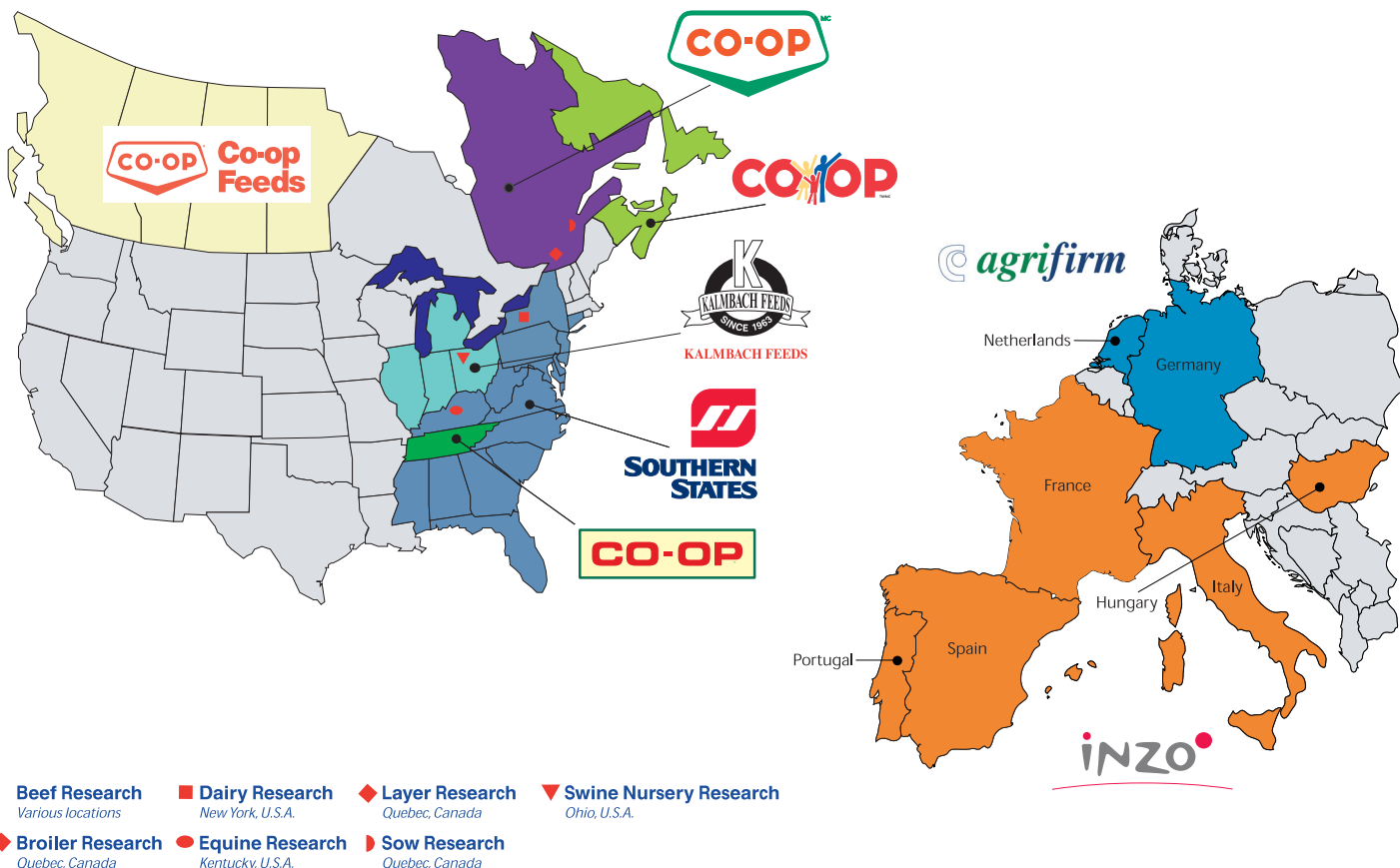
Through innovative partnerships and cost sharing, CRF is able to turn its collective knowledge into profits and increased productivity for its members for over 50 years.


This partnership enables CRF members to be the first with an array of patented techniques and products design to make farming more profitable to you.



A Large Scale Partnership

Providing Innovative, Proven Animal Nutrition Research.





Cooperative Research Farms

Six 2 and 3 year old fillies were used in this study to evaluate the effects of the physical form and starch level of the concentrate on weight gain, glucose and insulin levels and response to exercise in young horses.

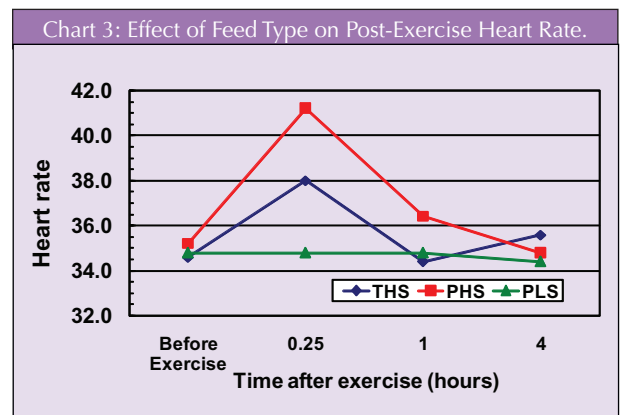
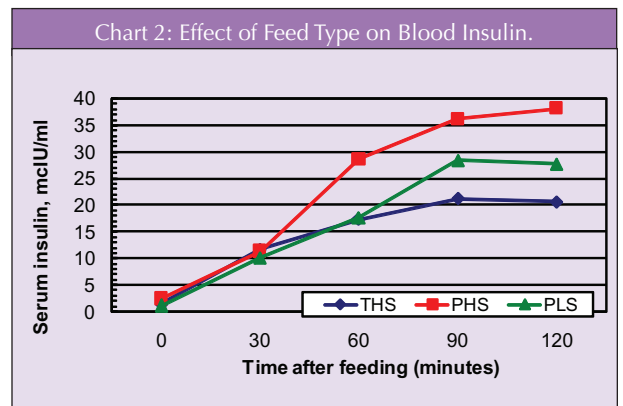
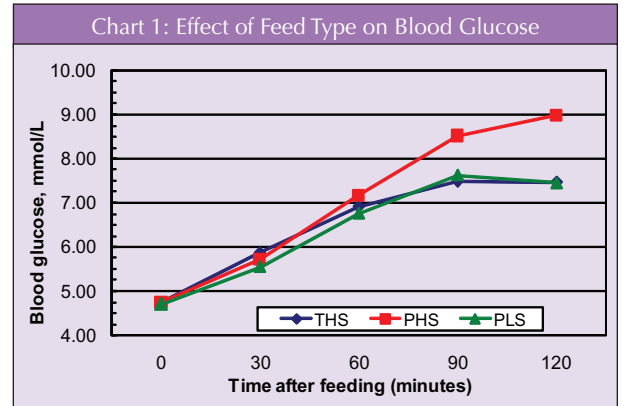
Horses were fed one of three concentrate feeds, 1) a high-starch (37.2%) textured, sweet feed (THS); 2) a high-starch (36.3%) pelleted concentrate (PHS) and 3) a low-starch (21.3%) pelleted concentrate (PLS) and timothy hay.

All diets were able to adequately maintain the horse's body weight during the trial. Charts 1 and 2 show horses consuming the low-starch pelleted concentrate tended to have lower glucose and insulin concentrations after feeding compared to the high starch pelleted concentrate. Horses consuming the high-starch textured concentrate versus the high-starch pellet tended to have decreased glucose and insulin concentrations after feeding. Thus, both starch level and form of the feed tended to affect glucose and insulin concentrations.

Heart rate (Chart 3) was still elevated 15 minutes after the end of exercise when horses received either high-starch concentrate, but was not when they received the low-starch concentrate. These results suggest that horses recovered from exercise more quickly when the low-starch diet was fed. An improvement in post-exercise heart rates for horses on the low starch diet may be due to a calmer disposition and a lower activity rate.

What Does This Mean to Horse Owners?

Providing a lower starch feed resulted in lower blood glucose and insulin levels after feeding and allowed the horse to recover more quickly after exercise, which may be due to calmer behavior and less activity. This could result in better long-term health and performance for your horse. Cooperative Research Farms members are actively involved in equine nutrition research to find safer and more effective products for your horse.



Benefit from a large scale partnership

Research of the magnitude needed to be statistically valid is inherently expensive. So it's smart for feed manufacturers to join forces and share expenses.

It's also smart to buy from these cost-savvy feed producers. Because when we're watching out for our dollars, we're watching out for yours too.

By spreading the expense of research over the millions of tons of feed supplied by our members, CRF can keep the cost of research to only pennies per ton of feed.

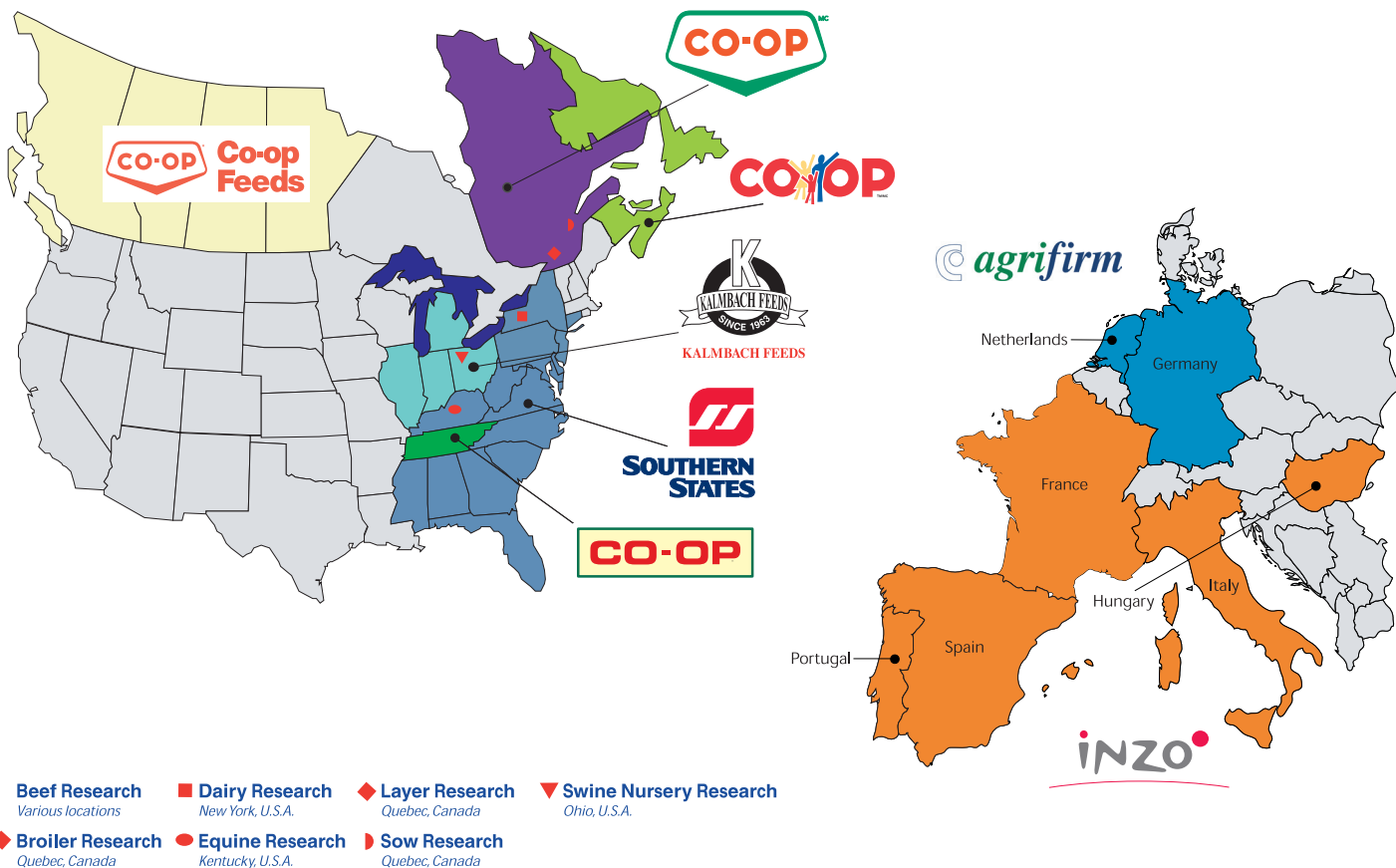
Through innovative partnerships and cost sharing, CRF is able to turn its collective knowledge into profits and increased productivity for its members for over 50 years.


This partnership enables CRF members to be the first with an array of patented techniques and products design to make farming more profitable to you.



A Large Scale Partnership

Providing Innovative, Proven Animal Nutrition Research.





Cooperative Research Farms

Six 2 and 3 year old fillies were used in this study to evaluate the effects of the physical form and starch level of the concentrate on weight gain, glucose and insulin levels and response to exercise in young horses.

Horses were fed one of three concentrate feeds, 1) a high-starch (37.2%) textured, sweet feed (THS); 2) a high-starch (36.3%) pelleted concentrate (PHS) and 3) a low-starch (21.3%) pelleted concentrate (PLS) and timothy hay.

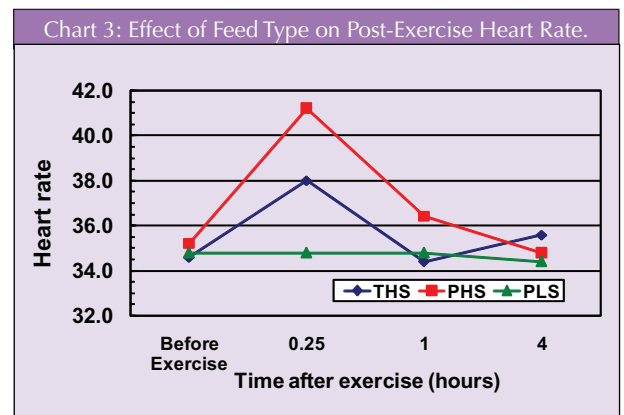
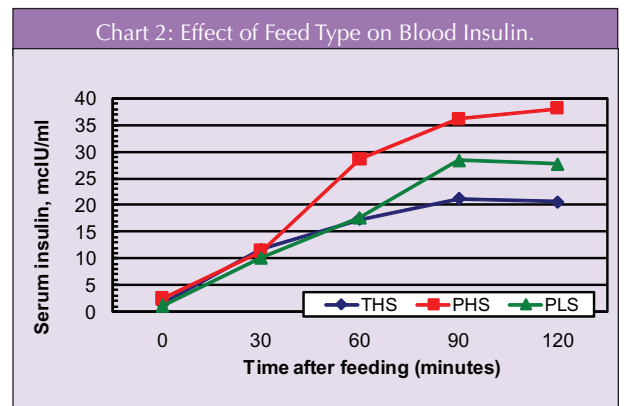
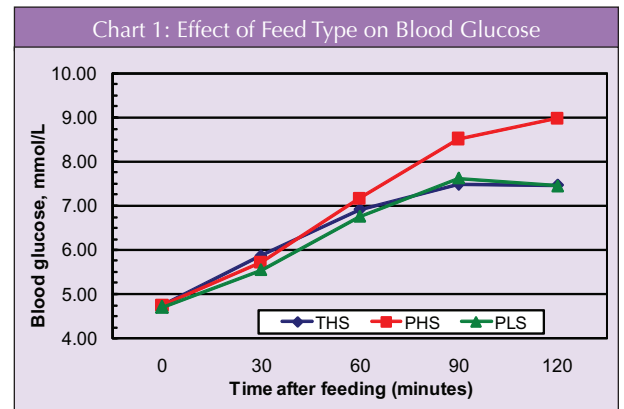
All diets were able to adequately maintain the horse's body weight during the trial. Charts 1 and 2 show horses consuming the low-starch pelleted concentrate tended to have lower glucose and insulin concentrations after feeding compared to the high starch pelleted concentrate. Horses consuming the high-starch textured concentrate versus the high-starch pellet tended to have decreased glucose and insulin concentrations after feeding. Thus, both starch level and form of the feed tended to affect glucose and insulin concentrations.

Heart rate (Chart 3) was still elevated 15 minutes after the end of exercise when horses received either high-starch concentrate, but was not when they received the low-starch concentrate. These results suggest that horses recovered from exercise more quickly when the low-starch diet was fed. An improvement in post-exercise heart rates for horses on the low starch diet may be due to a calmer disposition and a lower activity rate.

What Does This Mean to Horse Owners?

Providing a lower starch feed resulted in lower blood glucose and insulin levels after feeding and allowed the horse to recover more quickly after exercise, which may be due to calmer behavior and less activity. This could result in better long-term health and performance for your horse. Cooperative Research Farms members are actively involved in equine nutrition research to find safer and more effective products for your horse.

INZO



Benefit from a large scale partnership

Research of the magnitude needed to be statistically valid is inherently expensive. So it's smart for feed manufacturers to join forces and share expenses.

It's also smart to buy from these cost-savvy feed producers. Because when we're watching out for our dollars, we're watching out for yours too.

By spreading the expense of research over the millions of tons of feed supplied by our members, CRF can keep the cost of research to only pennies per ton of feed.

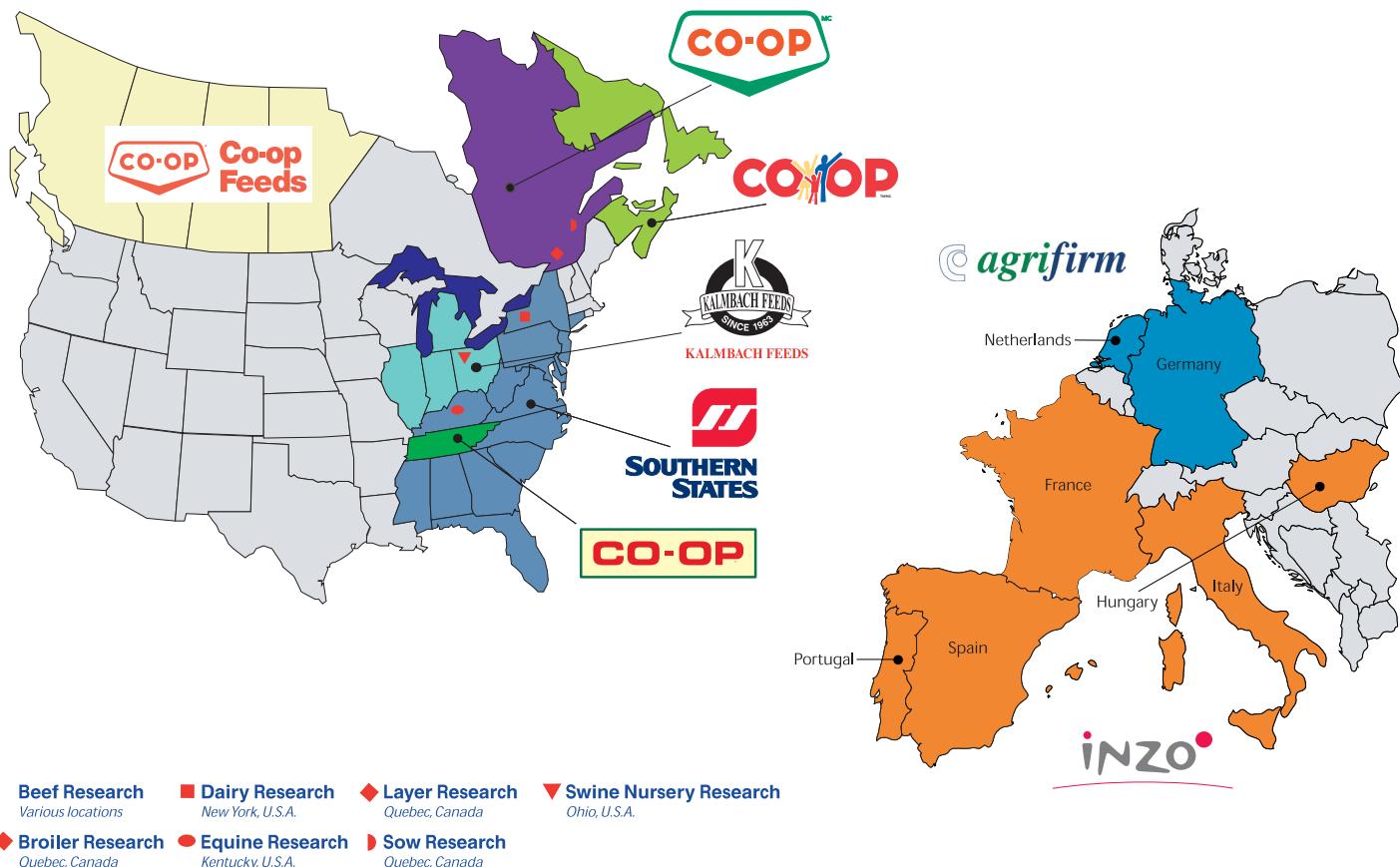
Through innovative partnerships and cost sharing, CRF is able to turn its collective knowledge into profits and increased productivity for its members for over 50 years.


This partnership enables CRF members to be the first with an array of patented techniques and products design to make farming more profitable to you.



A Large Scale Partnership

Providing Innovative, Proven Animal Nutrition Research.





Cooperative Research Farms

Evaluation of Pelleted versus Textured Diets on Performance in Exercising Horses

Six 2 and 3 year old fillies were used in this study to evaluate the effects of the physical form and starch level of the concentrate on weight gain, glucose and insulin levels and response to exercise in young horses.

Horses were fed one of three concentrate feeds, 1) a high-starch (37.2%) textured, sweet feed (THS); 2) a high-starch (36.3%) pelleted concentrate (PHS) and 3) a low-starch (21.3%) pelleted concentrate (PLS) and timothy hay.

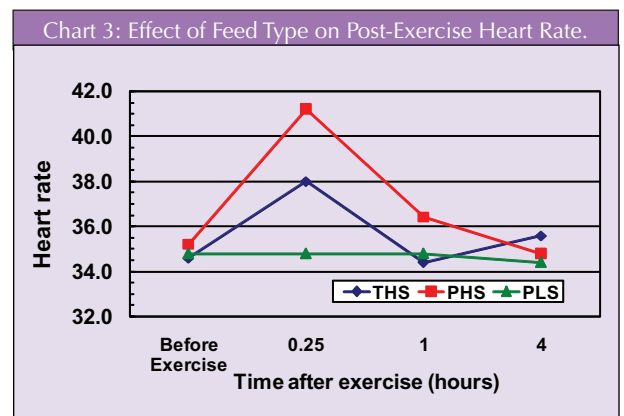
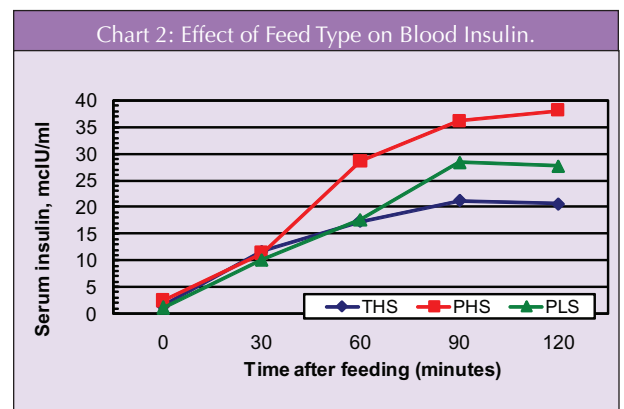
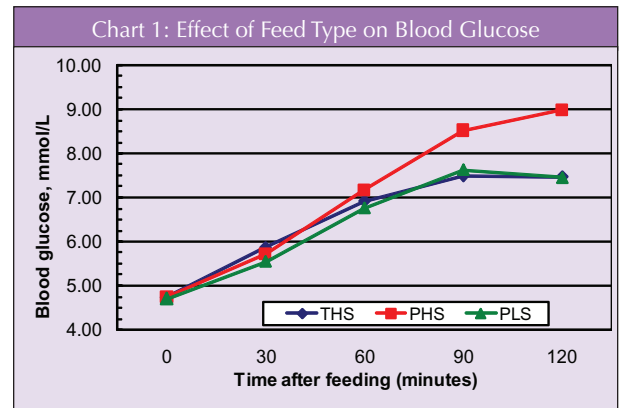
All diets were able to adequately maintain the horse's body weight during the trial. Charts 1 and 2 show horses consuming the low-starch pelleted concentrate tended to have lower glucose and insulin concentrations after feeding compared to the high starch pelleted concentrate. Horses consuming the high-starch textured concentrate versus the high-starch pellet tended to have decreased glucose and insulin concentrations after feeding. Thus, both starch level and form of the feed tended to affect glucose and insulin concentrations.

Heart rate (Chart 3) was still elevated 15 minutes after the end of exercise when horses received either high-starch concentrate, but was not when they received the low-starch concentrate. These results suggest that horses recovered from exercise more quickly when the low-starch diet was fed. An improvement in post-exercise heart rates for horses on the low starch diet may be due to a calmer disposition and a lower activity rate.

What Does This Mean to Horse Owners?

Providing a lower starch feed resulted in lower blood glucose and insulin levels after feeding and allowed the horse to recover more quickly after exercise, which may be due to calmer behavior and less activity. This could result in better long-term health and performance for your horse. Cooperative Research Farms members including Southern States are actively involved in equine nutrition research to find safer and more effective products for your horse.

Southern States has horse feeds similar to the low starch pelleted feed used in this study, Legends Performance Pelleted and Maturity Horse Feeds with Controlled Carbohydrate Technology® as well as Triple Crown Low Starch and Lite. Please visit your local Southern States store/dealer or go to www.EquUSSource.com to find out more information about these feeds.



Benefit from a large scale partnership

Research of the magnitude needed to be statistically valid is inherently expensive. So it's smart for feed manufacturers to join forces and share expenses.

It's also smart to buy from these cost-savvy feed producers. Because when we're watching out for our dollars, we're watching out for yours too.

By spreading the expense of research over the millions of tons of feed supplied by our members, CRF can keep the cost of research to only pennies per ton of feed.

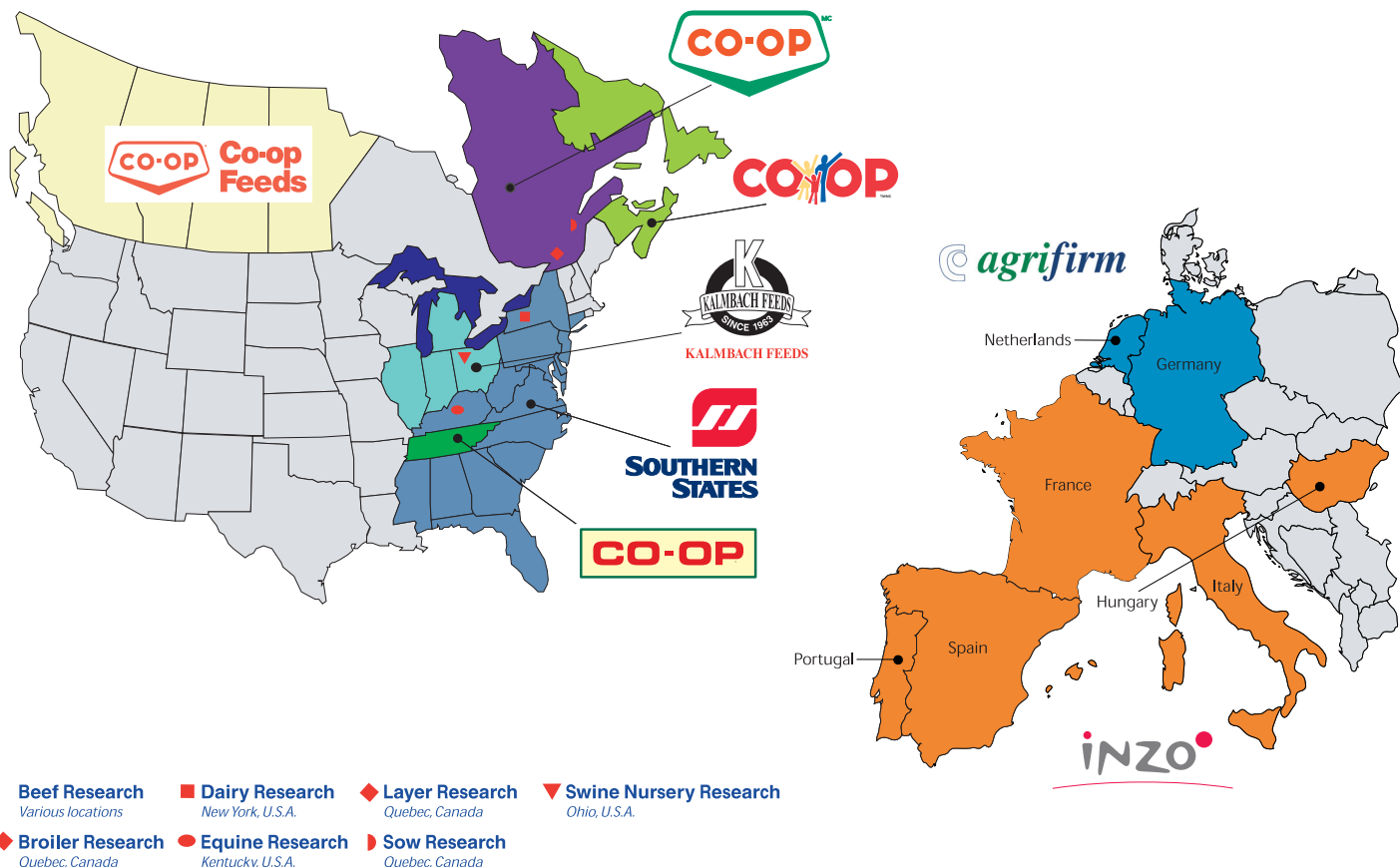
Through innovative partnerships and cost sharing, CRF is able to turn its collective knowledge into profits and increased productivity for its members for over 50 years.

This partnership enables CRF members to be the first with an array of patented techniques and products design to make farming more profitable to you.



A Large Scale Partnership

Providing Innovative, Proven Animal Nutrition Research.





Cooperative Research Farms

Six 2 and 3 year old fillies were used in this study to evaluate the effects of the physical form and starch level of the concentrate on weight gain, glucose and insulin levels and response to exercise in young horses.

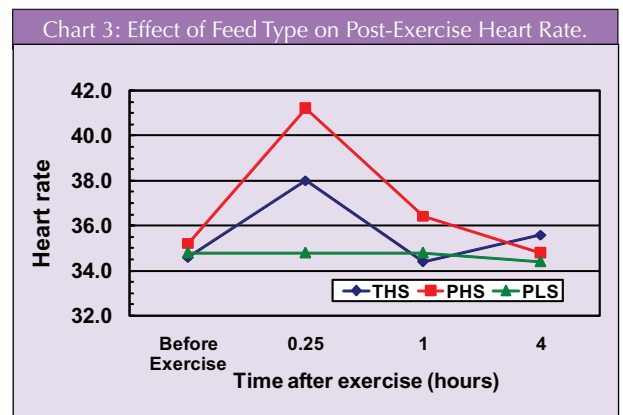
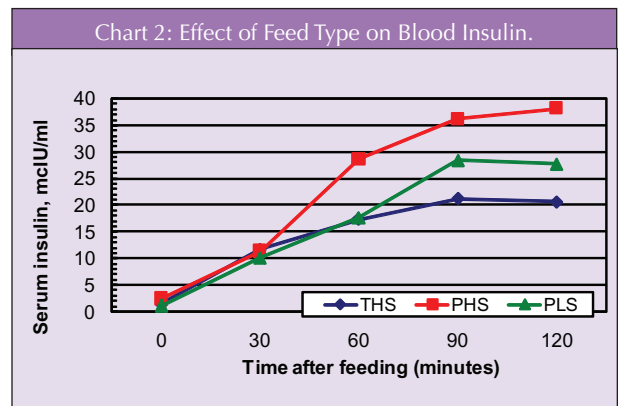
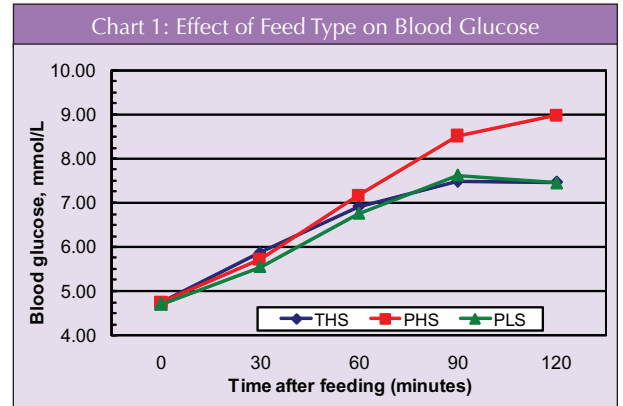
Horses were fed one of three concentrate feeds, 1) a high-starch (37.2%) textured, sweet feed (THS); 2) a high-starch (36.3%) pelleted concentrate (PHS) and 3) a low-starch (21.3%) pelleted concentrate (PLS) and timothy hay.

All diets were able to adequately maintain the horse's body weight during the trial. Charts 1 and 2 show horses consuming the low-starch pelleted concentrate tended to have lower glucose and insulin concentrations after feeding compared to the high starch pelleted concentrate. Horses consuming the high-starch textured concentrate versus the high-starch pellet tended to have decreased glucose and insulin concentrations after feeding. Thus, both starch level and form of the feed tended to affect glucose and insulin concentrations.

Heart rate (Chart 3) was still elevated 15 minutes after the end of exercise when horses received either high-starch concentrate, but was not when they received the low-starch concentrate. These results suggest that horses recovered from exercise more quickly when the low-starch diet was fed. An improvement in post-exercise heart rates for horses on the low starch diet may be due to a calmer disposition and a lower activity rate.

What Does This Mean to Horse Owners?

Providing a lower starch feed resulted in lower blood glucose and insulin levels after feeding and allowed the horse to recover more quickly after exercise, which may be due to calmer behavior and less activity. This could result in better long-term health and performance for your horse. Cooperative Research Farms members are actively involved in equine nutrition research to find safer and more effective products for your horse.



Benefit from a large scale partnership

Research of the magnitude needed to be statistically valid is inherently expensive. So it's smart for feed manufacturers to join forces and share expenses.

It's also smart to buy from these cost-savvy feed producers. Because when we're watching out for our dollars, we're watching out for yours too.

By spreading the expense of research over the millions of tons of feed supplied by our members, CRF can keep the cost of research to only pennies per ton of feed.

Through innovative partnerships and cost sharing, CRF is able to turn its collective knowledge into profits and increased productivity for its members for over 50 years.

This partnership enables CRF members to be the first with an array of patented techniques and products design to make farming more profitable to you.



A Large Scale Partnership

Providing Innovative, Proven Animal Nutrition Research.

